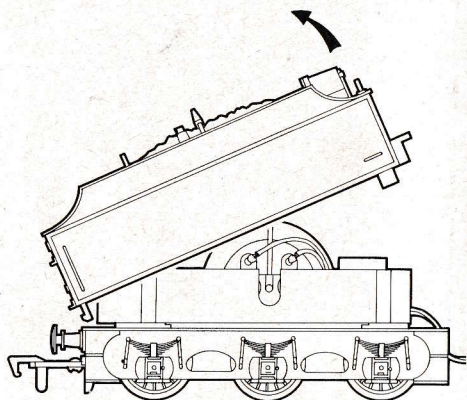
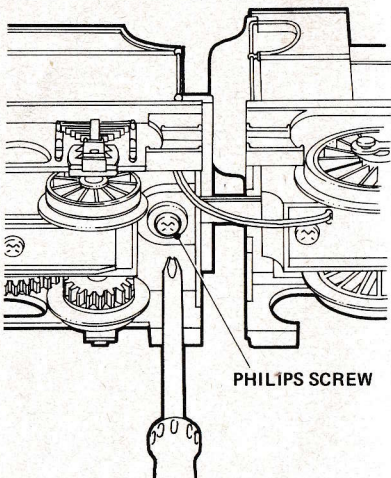


Your locomotive and its electric motor is a precision built item. Treated with reasonable care it will work well for many years. To ensure that this happens, give your train a general clean-up and lubricate it periodically and no further maintenance should be required for a long time.

CLEANING

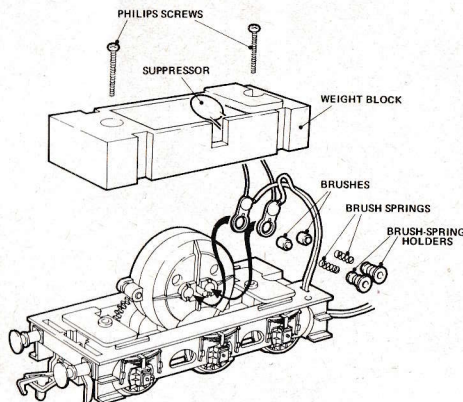
To remove tender body from its chassis, turn the locomotive upside-down and remove the Philips screw retaining the draw-bar to the tender. The body can now be removed from the chassis as shown in the diagram. Using fine tweezers, with great care, remove any fluff and fibres you may find in the mechanism.



Maintenance instructions for your 4F Fowler 0-6-0

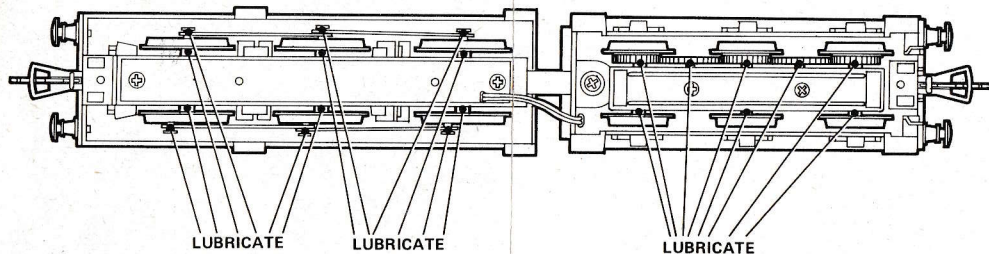
CHANGING THE BRUSHES

With the tender body removed, withdraw the two Philips screws holding the weight-block to the chassis. Straighten the wires from the suppressor and remove weight. Carefully prise the two brush-holders from the motor casing being careful not to lose any of the small springs etc. The brushes can now be replaced if necessary.



LUBRICATING

Your locomotive is lubricated during manufacture but can dry out in time. Re-lubricate where indicated, with a drop of Electrolube or a similar lubricant which is suitable for electric motors and bearings including plastics. (Caution should be taken as certain lubricants are not suitable for plastics.) Never use thick oil or grease and never over-oil, as this attracts dust and fluff which causes electrical failure. Also make sure no oil goes onto carbon brushes or commutator.



Any extra service may be carried out by returning your locomotive to:—

Dept. T,
Airfix Products Ltd.,
Angel Warehouse,
Feltram Way,
Charlton, London, SE7

Selected spare parts for your locomotive may be purchased from our factory. A full index of parts will be sent on receipt of a S.A.E. at the above address. Quote code number on lid.